



My Capstone Project

Coastal CA

Nature Zine Workshop

Flip Sarta



Brainstorming

Originally I thought I would create a comic or organize a coastal-focused comics reading. Over the course of the class though, I thought about how I could challenge myself to grow as a leader. One thing that I have never felt quite confident in is teaching a class. So I decided to create this workshop to face this head-on!

For this workshop I had 3 goals.

- **Encourage artists to make art of local coastal ecosystem**
- **Show how art plays an important role in conservation**
- **Create space for artists who care about the coast to connect**



Promotional Materials

I got the word out about this workshop on Instagram, poster, and word of mouth.

RSVPs for the workshop filled up in less than 24 HOURS!

This shows me there is a big demand for nature+art events in our community!



Workshop Agenda

•

✦ I started the workshop with a short lecture. I introduced the idea of a cultural carrying capacity and discussed why art matters in conservation activism. Then I discussed what zines are and the many ways you can make them! Here is a link to the [presentation](#) and the [talking points](#) I prepared.


I wanted to ensure that even folks who don't consider themselves artists could find this workshop accessible. To do this I shared examples of photography and collage zines as well as provided materials for them to collage their own zines.






Photos from the Workshop!











Zines!



Zines!

THANKS FOR HANGING OUT!

CALIFORNIA
SEAWARE
BY FLIPSAIDA

MAKE ROOM

SMART CITIES
LET NATURE GROW
MICHAEL BENNETT

LEAST TERRESTRIAL

*Sterna
anillarum
browni*
BY JENNIFER YICHTEN

WOLF
EIL

?

CALIFORNIA
HARBOR
SEAL

CALIFORNIA
BIRDS!

By
Andrew
Edwards

FUN FACTS ABOUT

THE CALIFORNIA SEA LION



Workshop Reflections



What worked

Everyone had a great time! There were amazing zines made! I was also touched that students came from as far as Long Beach on a week night to be a part of this workshop. Other students personally thanked me and asked if I would be doing more events like this in the future.

This further supports the community's need for more art + nature events!

What needs improvement

Next time I would love to be more forward-thinking in fostering more connections between my students. While I did see students talking to each other and sharing their work with one another, I would like to incorporate icebreakers at the start of the workshop to make conversation easier for everyone.

I also would like to leave more time for the making part of the workshop.



Results in Action

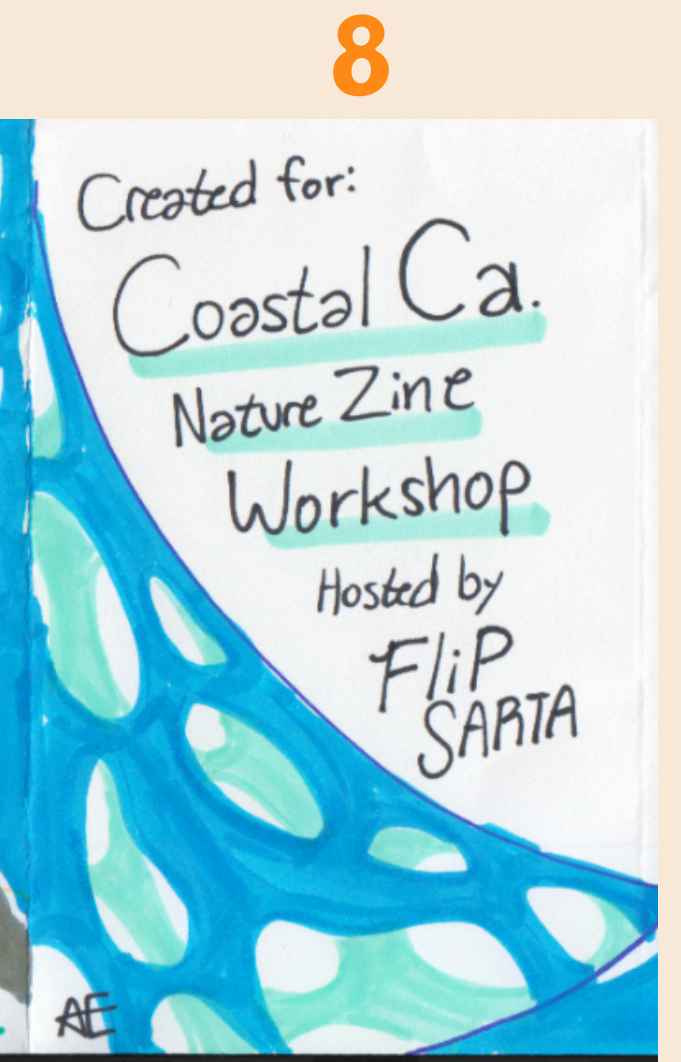
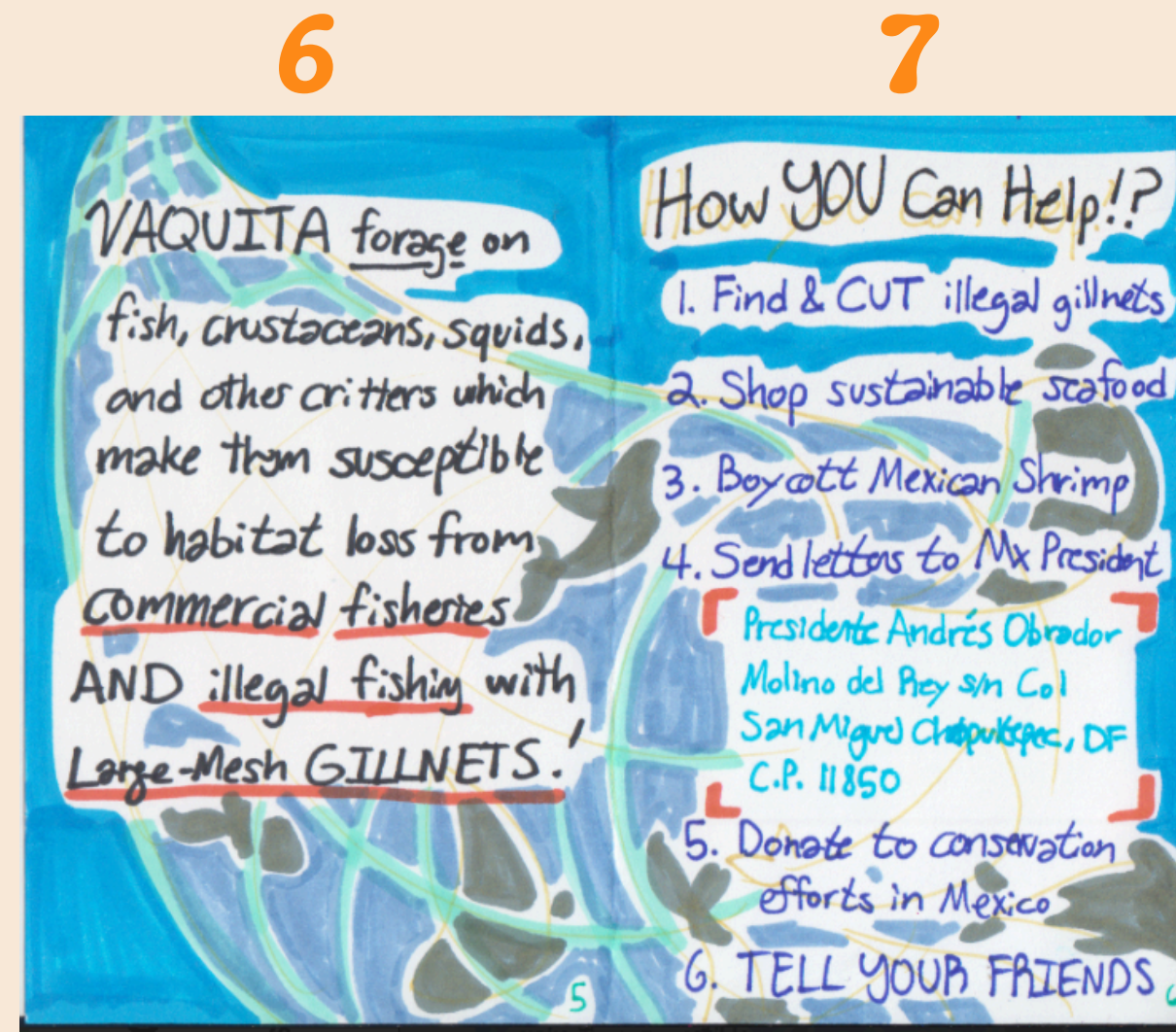
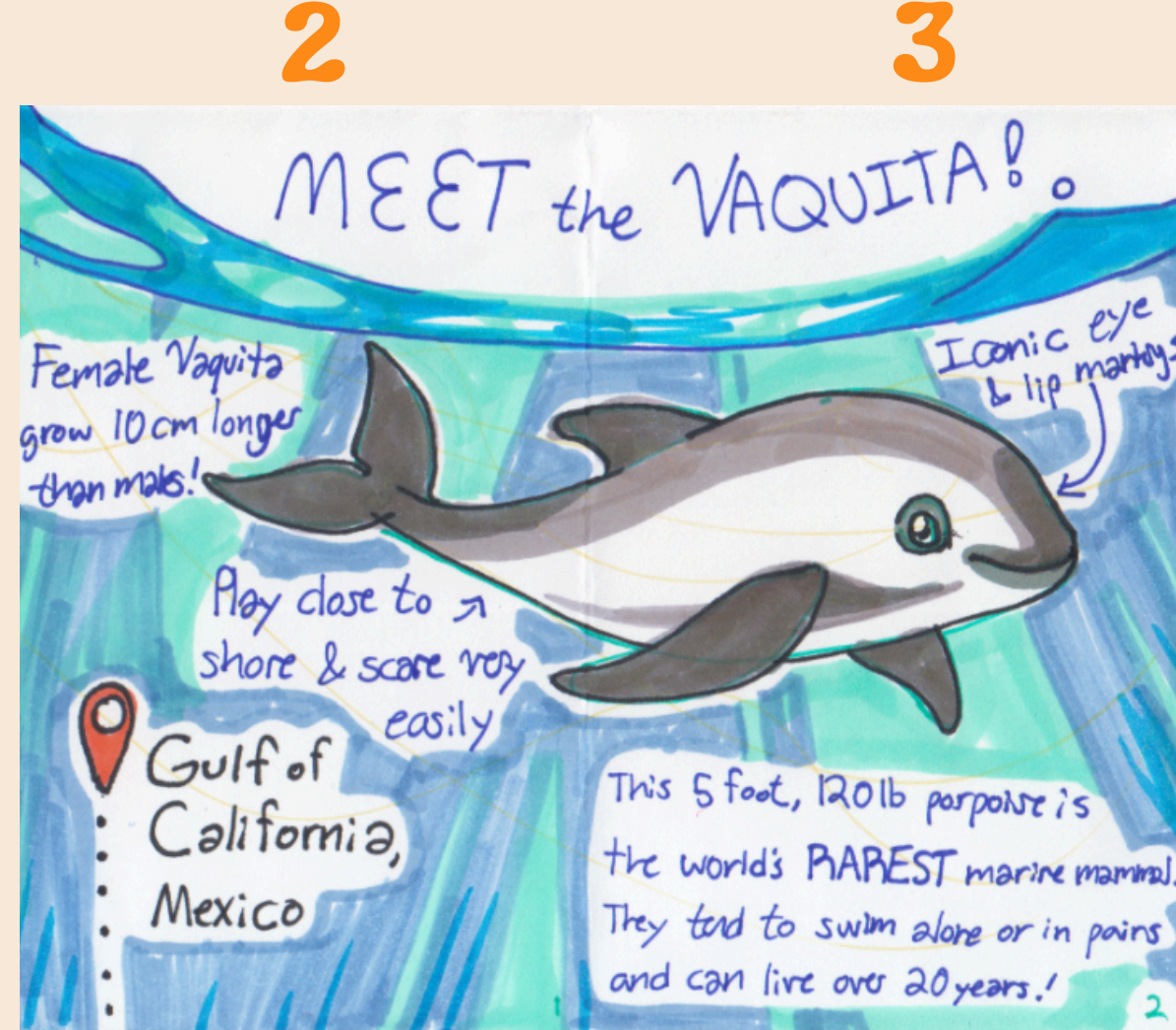

During my practice run of this workshop one of my friends made their zine about the vaquita. I knew nothing about this critically endangered animal before reading their zine. Then just days later on a field trip, one of our leads Tom had a vaquita on his shirt! It was so exciting knowing about this animal and then being able to recognize when seen in a different context.

See the vaquita zine on the next slide!

The Vaquita

by Andrew Edwards

Zines are drawn with the intention to be folded. I've chopped up this zine so that you can read it in order!





Beach Draw Day!

Fellow CLP cohort members Jennifer Wang, Valeree Catangay, and I collaborated on a community beach draw day event.

This was a day focused on getting our friends and fellow art/nature lovers outside and making art! Jennifer made a point that really stuck with me — It is one thing to make art of nature, but it is another thing to be present in the nature you are making art of. This is something I will continue to keep in mind for my own practice and I hope others will think about too!



Merch Committee!

Jennifer, Valeree and I got to collaborate again in the creation of our cohort's shirt and hat - along with the guidance of Liliana and Sophie.

We all worked on initial sketches and presented them to the class to vote on their favorites. Valeree and I worked on the drawing of the final designs and Jennifer was our colorist and tee-shirt layout artist.

We worked so well together as a team that we hope to create more art together after this program concludes.





Graduation

For graduation, I created a poster board that summarized the work shop.

The best part was sharing some of the zines created at my workshop!

I'm so grateful for the opportunity to create this event and to share it with my CLP community!

The background features a light beige gradient with several decorative elements: two large, multi-layered concentric circles in shades of orange, red, and yellow, one in the top-left and one in the bottom-right; and several small, scattered stars and dots in red, yellow, and olive green.

THANK YOU!

Flip Sarta